

Report on results and details of Students Satisfaction Survey (SSS):

Gurudev Arts and Science College has integrated a dynamic closed-loop system that continually improves through ongoing feedback and surveys. One of these surveys is the Student Satisfaction Survey (SSS), which primarily includes questions recommended by NAAC. In addition to evaluating Teaching-Learning and Assessment processes, the survey also covers aspects related to the institution's infrastructure and student welfare. The survey's structure, guidelines, questionnaire, and results are outlined as follows.

Student Satisfaction Survey Key Indicator - 2.7.1 Under Criterion II of Teaching – Learning and Evaluation

**(Includes the questionnaire suggested by National Assessment and
Accreditation Council (NAAC))**

Guidelines for Students

The Higher Education sector is highly competitive. To impart quality education and provide competent resources to the society, stakeholder's inputs create a cutting edge in achieving this. Our institute Gurudev Arts and Science College being on the top amongst the private Arts & Science colleges with NAAC B++ Accreditation strives to reach high altitudes with continuous inputs especially from the major stakeholder's, i.e. you : our students. Your genuine input and suggestions will take it to the greater heights. Please join us in reaching this goal and setting up a benchmark in the society.

A student will have to respond to all the questions given in the following format with her/his sincere effort and thought. Her/his identity will not be revealed.

Gurudev College conducted this survey, and its motto is to upgrade the quality in higher education. A student will have to respond to all the questions given in the following format with her/his sincere effort and thought. Her/his identity will not be revealed.

Instructions to fill the questionnaire:

- ☐ All questions should be compulsorily attempted.
- ☐ Each question has five responses, choose the most appropriate one.

The responses given by the students for the questionnaire provided to the students are given below.

Sl. No.	Student Satisfaction Survey Questionnaire	Response
1	Syllabus covered	33.8%
2	Teacher's preparation for the class	71.8%
3	Teacher's ability to communicate	41%
4	Teacher's approach to teaching	43%
5	Fairness of internal evaluation process by teachers	50.8%
6	Discussion of performance in assignment	44.6%
7	Institute take active interest in promoting internship, student exchange, Field visit opportunities for students.	32.1%
8	Teaching and mentoring process facilitates cognitive, social and emotional growth	37.4%
9	Institution provides multiple opportunities to learn and grow	39%
10	Teacher's inform about your expected competencies, course outcomes and programme outcomes.	43.6%
11	Mentor does necessary follow up with you about assigned task.	38.7%

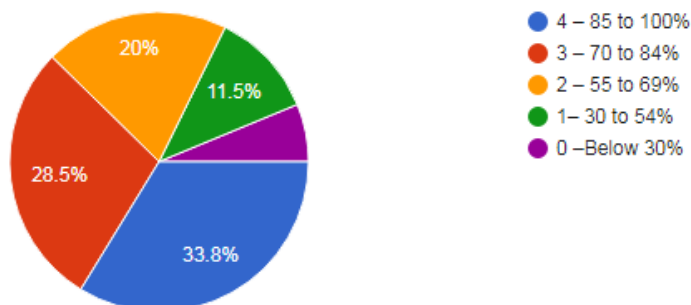
12	Teachers illustrate the concept through examples and applications	46.6%
13	Teachers identify your strength and encourage you by providing right level of challenges	39.7%
14	Teachers identify your weaknesses and help you to overcome them.	34.4%
15	Monitoring, review and continuous quality improvement of the teaching learning process	44.9%
16	The institute/ teachers use student centric methods, such as experiential learning, participative learning and problem solving methodologies for enhancing learning	45.9%
17	Teachers encourage to participate in extra -curricular activities.	43.3%
18	Efforts made by institute or teachers to impart skills, life skills and employability skills to make you ready for the world of work.	42.3%
19	Use ICT tools such as LCD projector, Multimedia, etc. by teachers	28.5%
20	The overall quality of teaching-learning process in the institute	50.8%

AQAR Student Satisfaction Survey

Following are questions for online student satisfaction survey

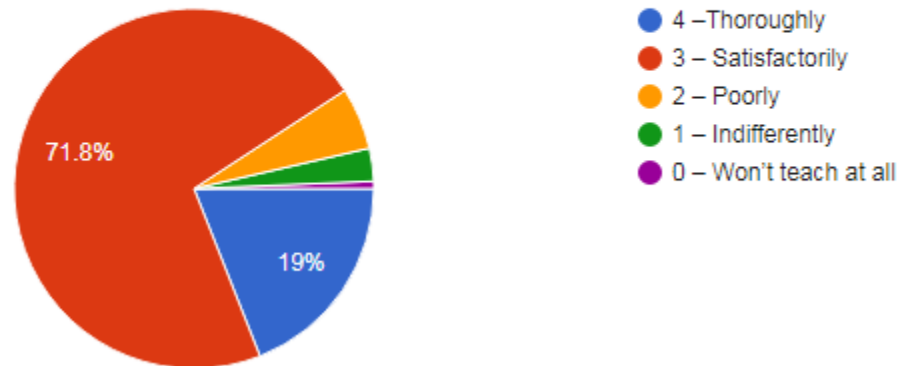
1. How much of the syllabus was covered in the class?

305 responses



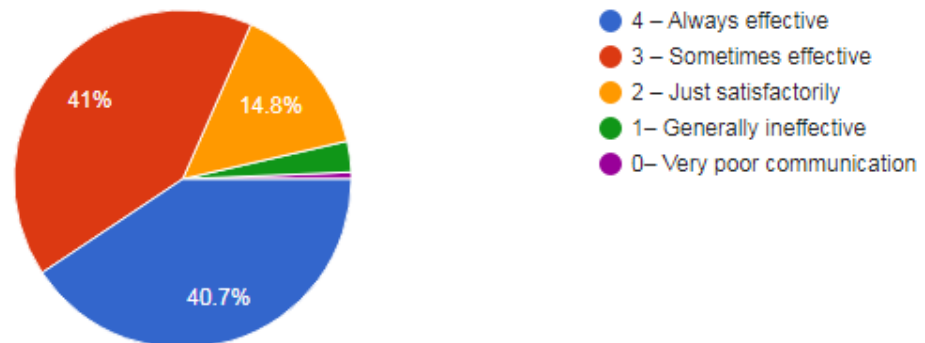
2. How well did the teachers prepare for the classes?

305 responses



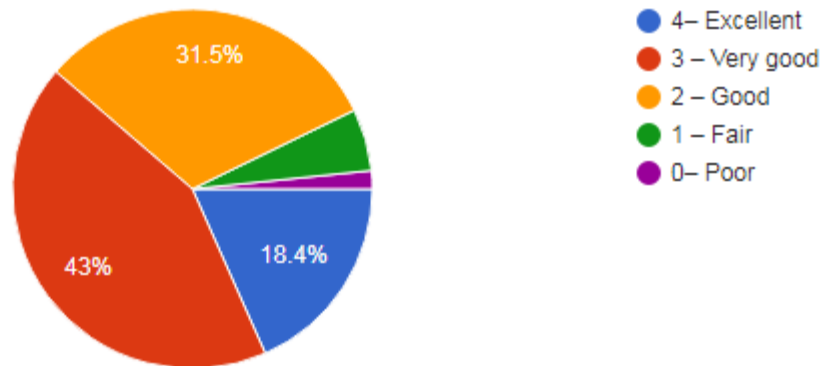
3. How well were the teachers able to communicate?

305 responses



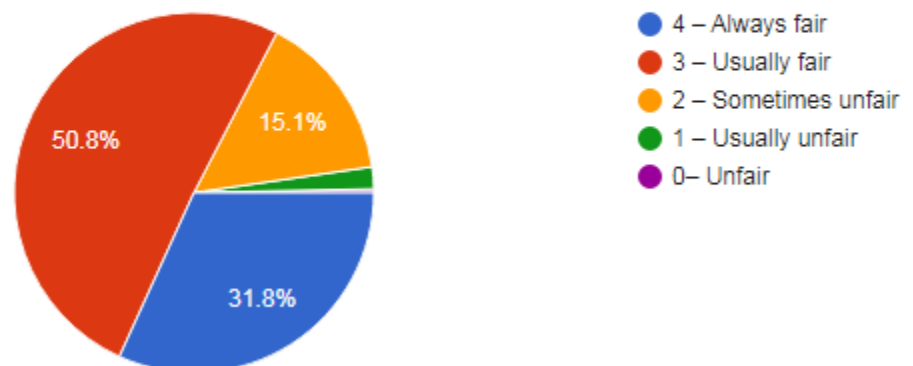
4. The teacher's approach to teaching can best be described as

305 responses



5. Fairness of the internal evaluation process by the teachers

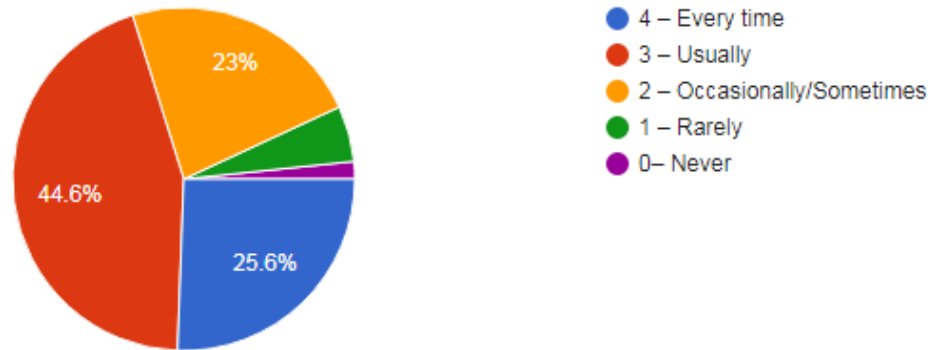
305 responses



6. Was your performance in assignments discussed with you?

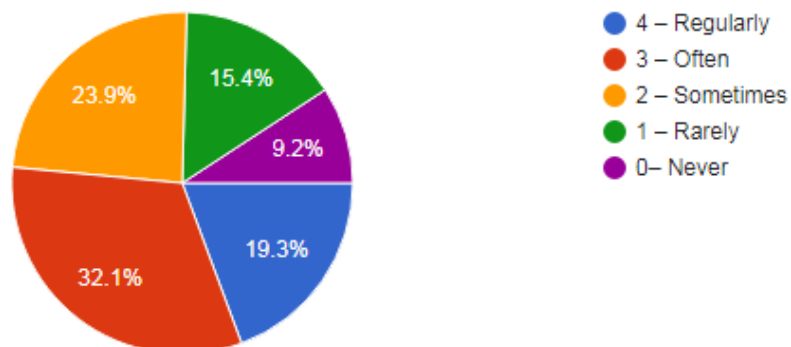


305 responses



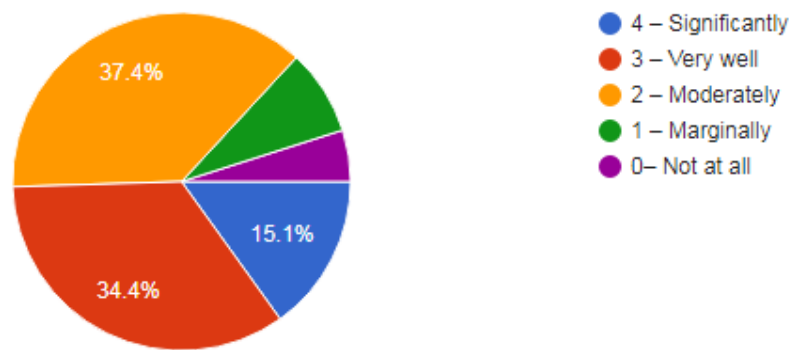
7. The institute takes active interest in promoting internship, student exchange, field visit opportunities for students.

305 responses



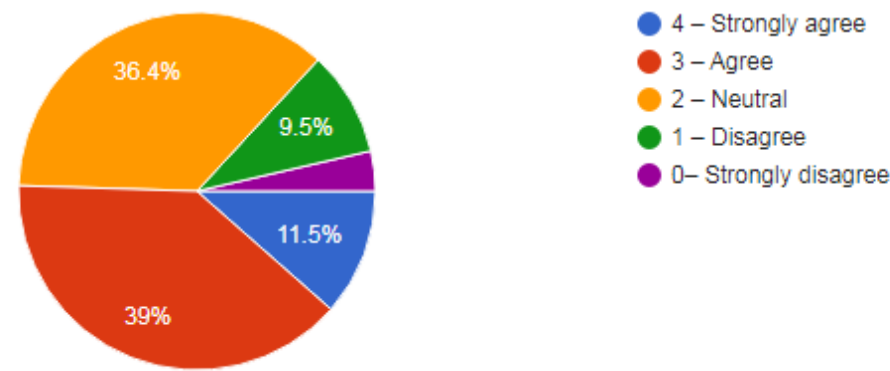
8. The teaching and mentoring process in your institution facilitates you in cognitive, social and emotional growth.

305 responses



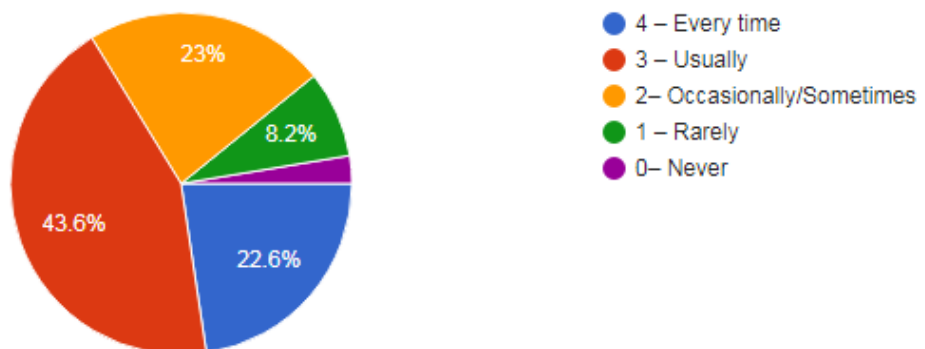
9. The institution provides multiple opportunities to learn and grow.

305 responses



10. Teachers inform you about your expected competencies, course outcomes and programme outcomes.

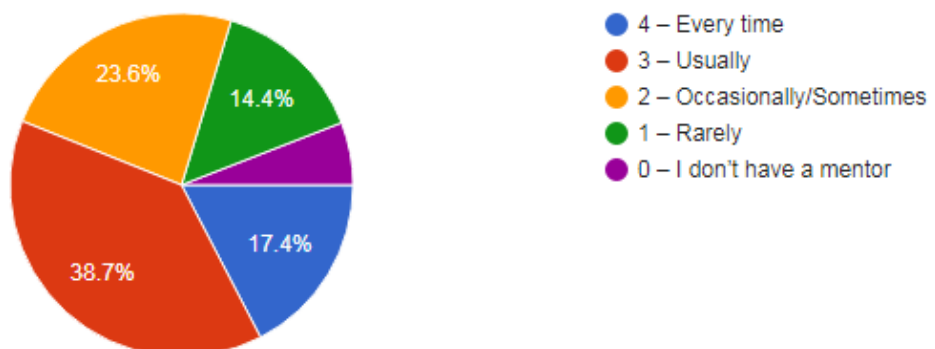
305 responses



11. Your mentor does a necessary follow-up with an assigned task to you.



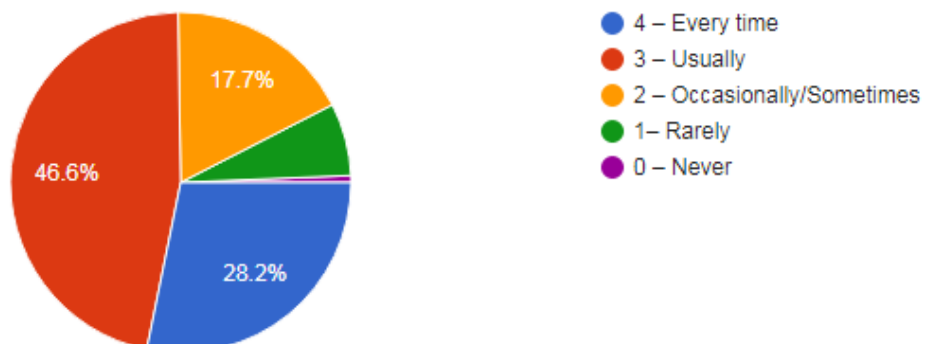
305 responses



12. The teachers illustrate the concepts through examples and applications.

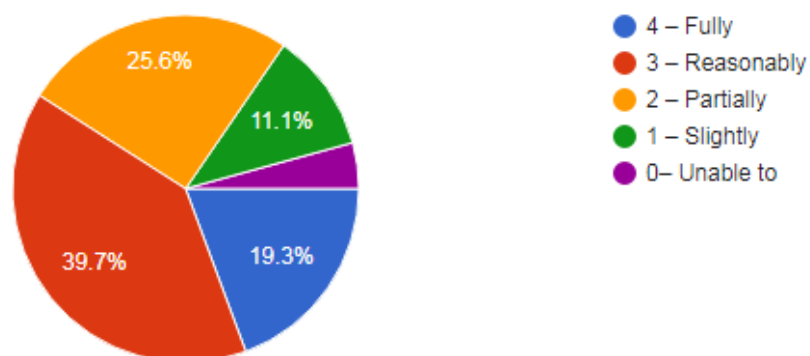


305 responses



13. The teachers identify your strengths and encourage you with providing right level of challenges.

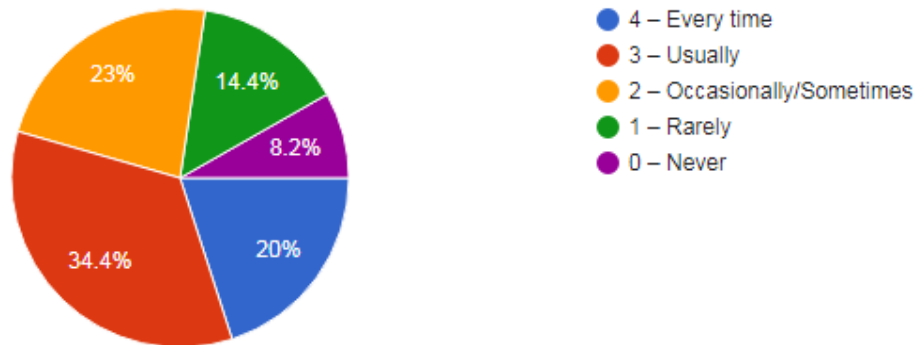
305 responses



14. Teachers are able to identify your weaknesses and help you to overcome them.

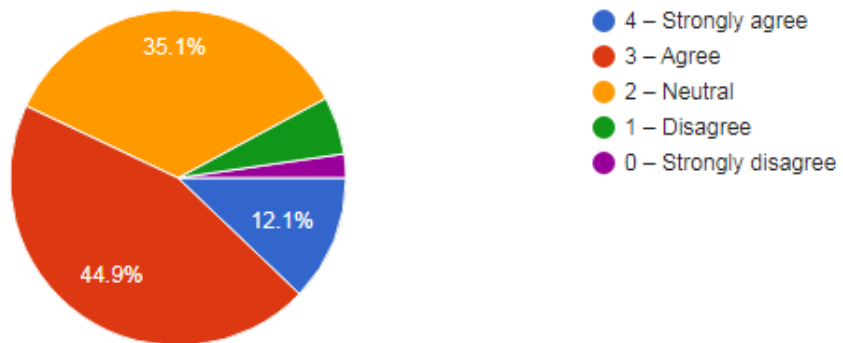


305 responses



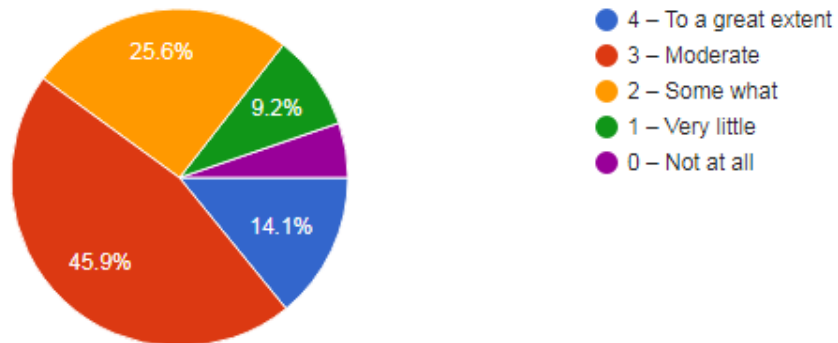
15. The institution makes effort to engage students in the monitoring, review and continuous quality improvement of the teaching learning process.

305 responses



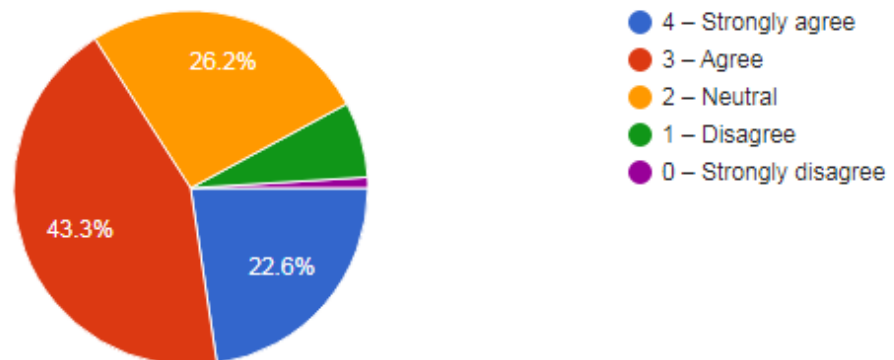
16. The institute/ teachers use student centric methods, such as experiential learning, participative learning and problem solving methodologies for enhancing learning experiences.

305 responses



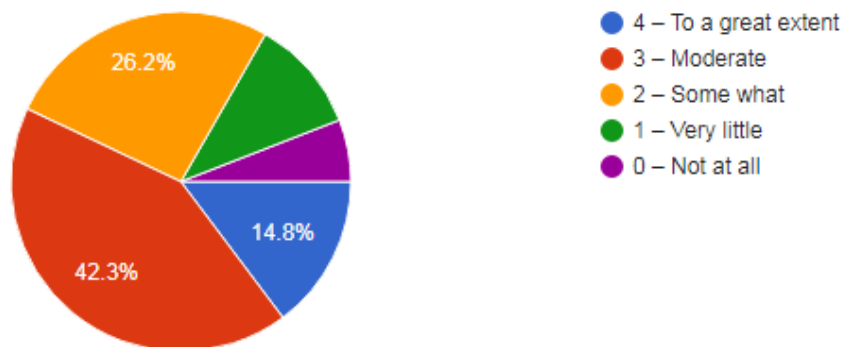
17. Teachers encourage you to participate in extracurricular activities.

305 responses



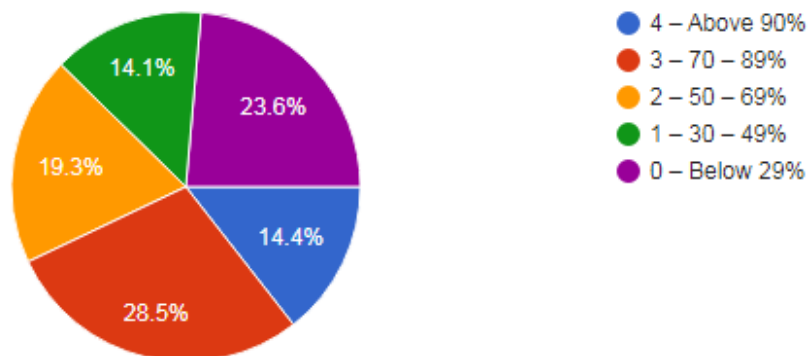
18. Efforts are made by the institute/ teachers to inculcate soft skills, life skills and employability skills to make you ready for the world of work.

305 responses



19. What percentage of teachers use ICT tools such as LCD projector, Multimedia, etc. while teaching.

305 responses



20. The overall quality of teaching-learning process in your institute is very good.

305 responses

