

Report on results and details of Students Satisfaction Survey (SSS):

Gurudev Arts and Science College is the institute which got embedded with the inherent closed loop system corrects itself through the feedbacks/surveys on continuous basis. Students Satisfaction Survey (SSS) is one among these surveys. This survey includes majorly the questionnaire recommended by NAAC. Apart from Teaching-Learning and Evaluation aspects, the survey has included the institution infrastructural and welfare aspects too. The organization of survey, guidelines, questionnaire and the results are provided as follows.

Student Satisfaction Survey Key Indicator - 2.7.1 Under Criterion II of Teaching – Learning and Evaluation

(Includes the questionnaire suggested by National Assessment and Accreditation Council (NAAC))

Guidelines for Students

The Higher Education sector is highly competitive. To impart quality education and provide competent resources to the society, stakeholder's inputs create a cutting edge in achieving this. Our institute Gurudev Arts and Science College being on the top amongst the private Arts & Science colleges with NAAC B++ Accreditation strives to reach high altitudes with continuous inputs especially from the major stakeholder's, i.e. you : our students. Your genuine input and suggestions will take it to the greater heights. Please join us in reaching this goal and setting up a benchmark in the society.

A student will have to respond to all the questions given in the following format with her/his sincere effort and thought. Her/his identity will not be revealed.

Gurudev College conducted this survey, and its motto is to upgrade the quality in higher education. A student will have to respond to all the questions given in the following format with her/his sincere effort and thought. Her/his identity will not be revealed.

Instructions to fill the questionnaire :

- All questions should be compulsorily attempted.
- Each question has five responses, choose the most appropriate one.

The responses given by the students for the questionnaire provided to the students are given below

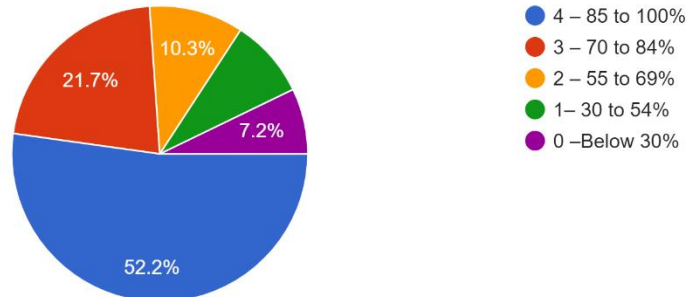
Sl. No.	Student Satisfaction Survey Questionnaire	Response
1	Syllabus covered	52.2%
2	Teacher's preparation for the class	60.3%
3	Teacher's ability to communicate	58.1%
4	Teacher's approach to teaching	46%
5	Fairness of internal evaluation process by teachers	47.4 %
6	Discussion of performance in assignment	39.3%
7	Institute take active interest in promoting internship,student exchange, Field visit opportunities for students.	30.9%
8	Teaching and mentoring process facilitates cognitive, social and emotional growth	44.7%
9	Institution provides multiple opportunities to learn and grow	47.1%
10	Teacher's inform about your expected competencies,course outcomes and programme outcomes.	43.2 %
11	Mentor does necessary follow up with you about assigned task.	40.3 %
12	Teachers illustrate the concept through examples and applications	43.8 %
13	Teachers identify your strength and encourage you by providing right level of challenges	41.9 %
14	Teachers identify your weaknesses and help you to overcome them.	37.3 %
15	Monitoring, review and continuous quality improvement of the teaching learning process	46.7 %
16	The institute/ teachers use student centric methods, such as experiential learning, participative learning and problem solving methodologies for enhancing learning	48.2 %
17	Teachers encourage to participate in extra -curricular activities.	44.9 %
18	Efforts made by institute or teachers to impart skills, life skills and employability skills to make you ready for the world of work.	44.5 %
19	Use ICT tools such as LCD projector, Multimedia, etc. by teachers	25.7 %
20	The overall quality of teaching-learning process in the institute	51.8 %

AQAR Student Satisfaction Survey

Following are questions for online student satisfaction survey

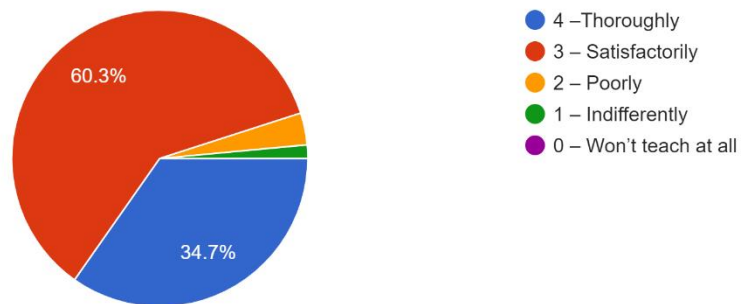
1. How much of the syllabus was covered in the class?

544 responses



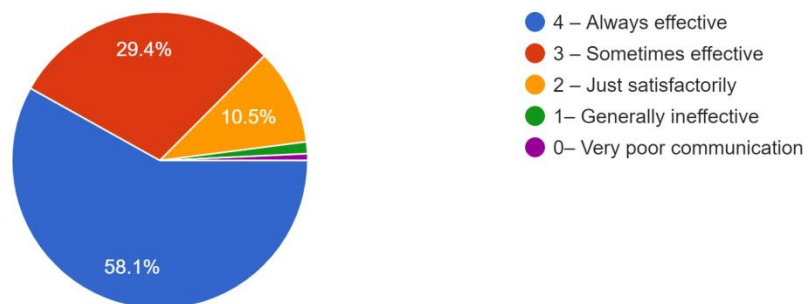
2. How well did the teachers prepare for the classes?

544 responses



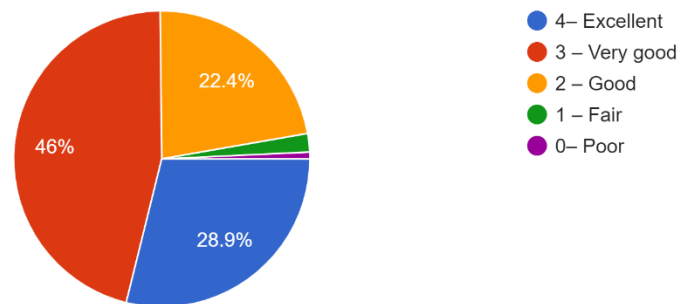
3. How well were the teachers able to communicate?

544 responses



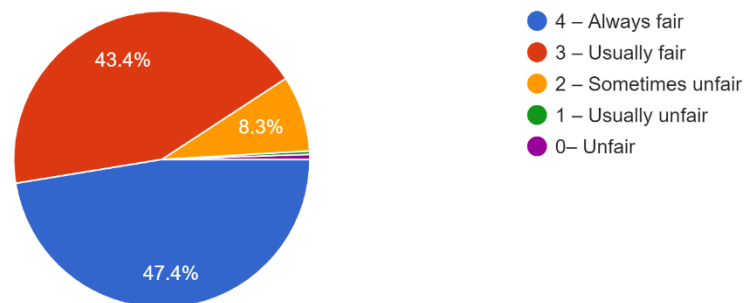
4. The teacher's approach to teaching can best be described as

544 responses



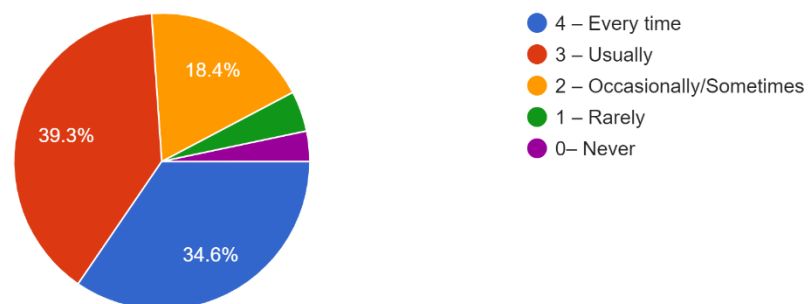
5. Fairness of the internal evaluation process by the teachers

544 responses



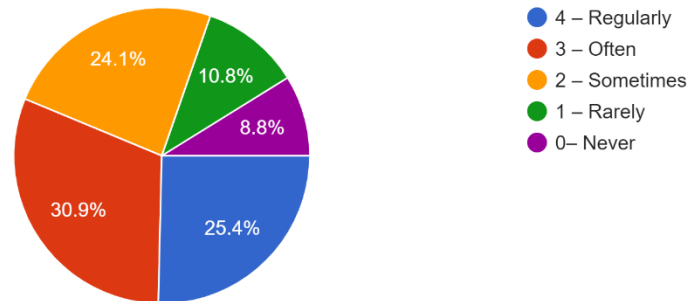
6. Was your performance in assignments discussed with you?

544 responses



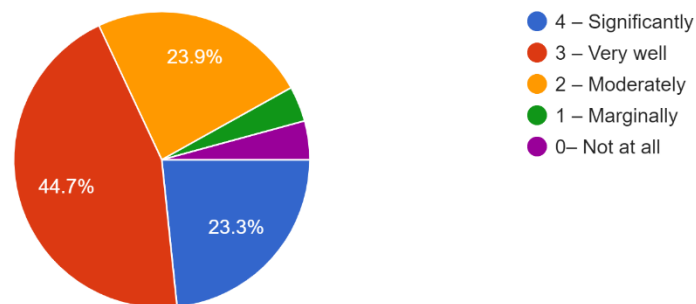
7. The institute takes active interest in promoting internship, student exchange, field visit opportunities for students.

544 responses



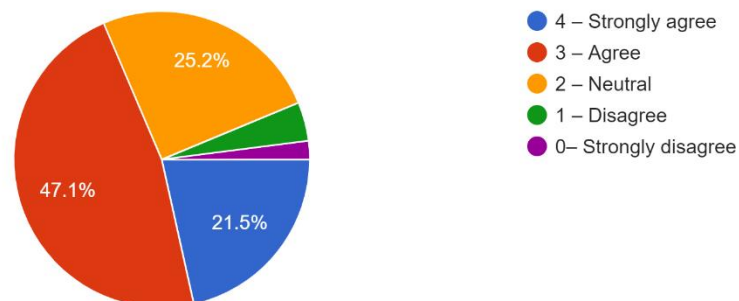
8. The teaching and mentoring process in your institution facilitates you in cognitive, social and emotional growth.

544 responses



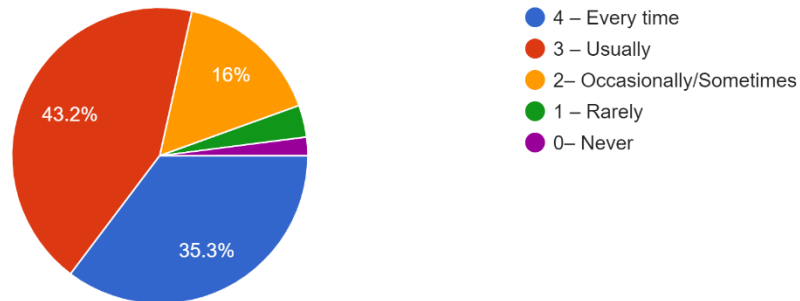
9. The institution provides multiple opportunities to learn and grow.

544 responses



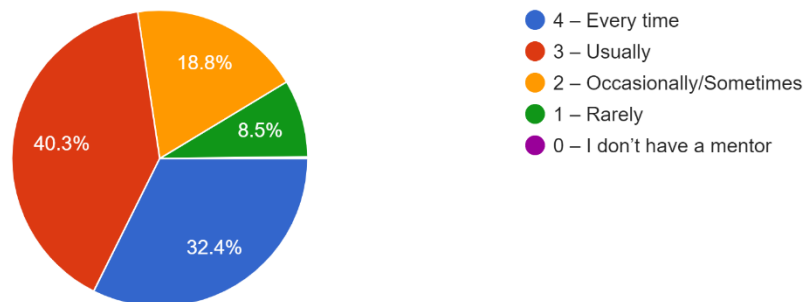
10. Teachers inform you about your expected competencies, course outcomes and programme outcomes.

544 responses



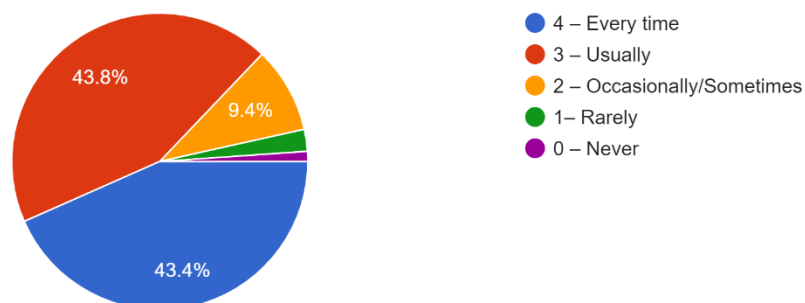
11. Your mentor does a necessary follow-up with an assigned task to you.

544 responses



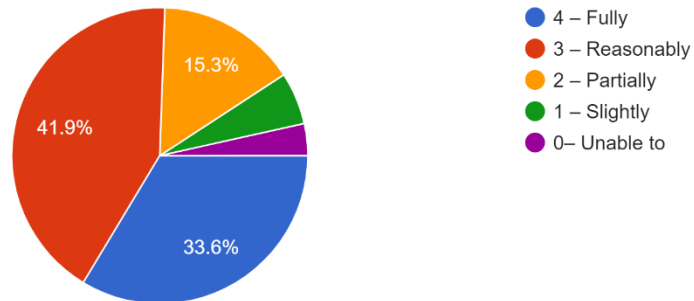
12. The teachers illustrate the concepts through examples and applications.

544 responses



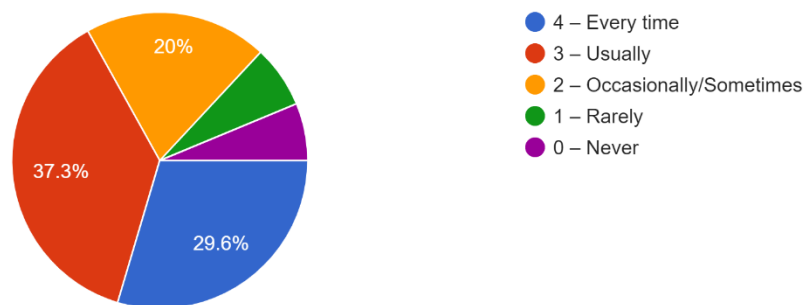
13. The teachers identify your strengths and encourage you with providing right level of challenges.

544 responses



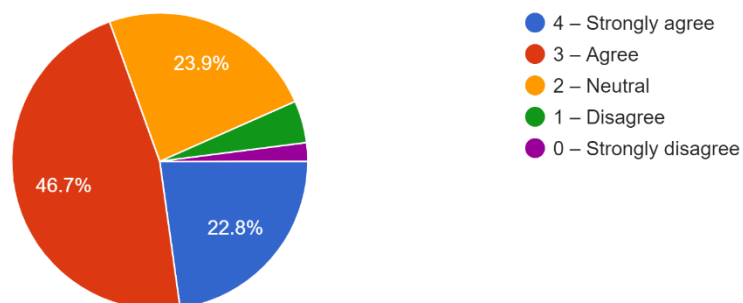
14. Teachers are able to identify your weaknesses and help you to overcome them.

544 responses



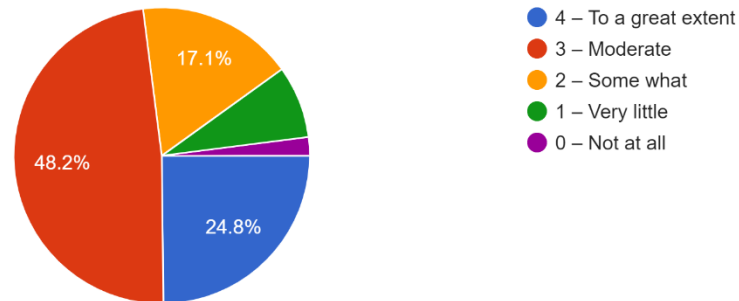
15. The institution makes effort to engage students in the monitoring, review and continuous quality improvement of the teaching learning process.

544 responses



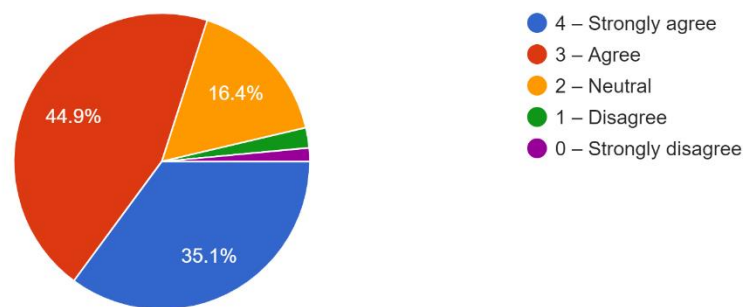
16. The institute/ teachers use student centric methods, such as experiential learning, participative learning and problem solving methodologies for enhancing learning experiences.

544 responses



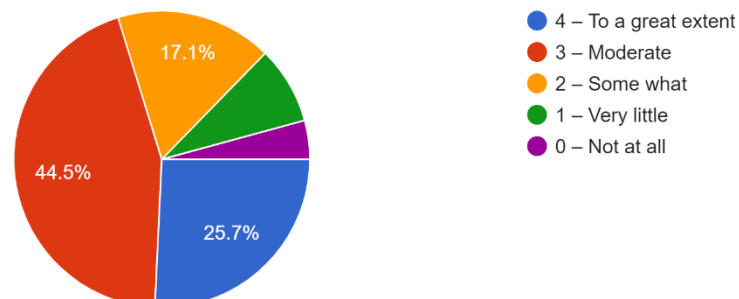
17. Teachers encourage you to participate in extracurricular activities.

544 responses



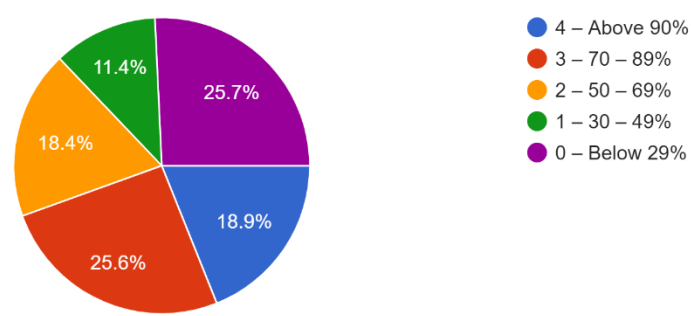
18. Efforts are made by the institute/ teachers to inculcate soft skills, life skills and employability skills to make you ready for the world of work.

544 responses



19. What percentage of teachers use ICT tools such as LCD projector, Multimedia, etc. while teaching.

544 responses



20. The overall quality of teaching-learning process in your institute is very good.

544 responses

